

**COBRA™
PETROL
BREAKERS**

Atlas Copco





GRAB AND GO, GO, GO!

When work is unpredictable and you are pressed for time, you need to trust your gear. The Cobra™ is a teammate that you can grab and go. Anywhere.

When you have to be prepared for almost any situation, the Cobra™ is your ideal workmate. It's made for small, quick-bite jobs; fencing where you have to move down a line and for working in remote, inaccessible locations.

Grab and go means you don't need external power supply. Lose the compressors, cables and hoses. The petrol-driven two-stroke engine can handle most applications.

Those are reasons why Cobra™ has become a fixture for emergency services around the world.

Our motto is sustainable productivity – for your sake. In the field, staff can be few and far between and getting someone to replace you is probably not an option. With a machine that minimise emissions, vibrations and noise you can work longer hours and get the job done in time and in a safe way. For years to come.

We think that's sustainability at its best.

The Cobra™ system is designed to make it easy for you to move fast and in harsh terrain. You can carry it on

your back and set-up time is virtually zero. Easy service and top quality are especially important when you are working in the field, away from workshops.

And it's sure to come in a version that fits your need. There is a machine that doubles as a drill, one that's especially made for tie tamping and a Cobra™ that hits just plain hard.

A Cobra™ is there for you, whether you want it for cutting or breaking, compacting or driving, drilling or splitting rocks.

Just grab and go, go, go!

THE MEANING OF MULTI-PURPOSE

A Cobra™ is ready to handle almost any task, in any location. Here is what we mean by “multi-purpose”.



TIE TAMPING

When trains follow their path, the ballast gets pushed out from underneath the sleepers. Tamping is the process of securing the ballast under the railway sleepers.



CONCRETE BREAKING

The harder the material, the more weight and impact force is needed. Non-reinforced concrete is medium-hard and reinforced concrete is considered hard. Re-inforced concrete takes higher impact force (weight) and fewer blows per minute.



ASPHALT CUTTING

Asphalt is flexible and considered a medium hard material. That means you need less impact force and more speed compared to breaking concrete. Good sound and vibration protection help keep your renovation work profitable.



DIGGING

When you dig with your Cobra™ you need to take soil type and compaction level into account. Tools include digging chisel for compact soils, digging spade for softer ground and clay spade for soils with high plasticity.



POST DRIVING

Driving posts, spikes and rods often require much lifting and moving between work positions. The same often goes for driving rods and spikes along roads or railways. Working without hoses, compressors make work much easier.



COMPACTING

Soil is Mother Nature's upper crust. You tame it and make it stable by compacting. Different soils need different types of treatment – and tools.



DRILLING

You need speed, lower impact force, turning and flushing when drilling holes. High speed and lower impact prevents the rock from breaking. Flushing removes drill chips from the hole while you are working.

SUSTAINABLE POWER

Minimising emissions is important for both productivity and sustainability. By filling up your Cobra™ with Alkylate petrol you will not only do yourself and the environment a favour. Your engine will also be kept cleaner and thus last longer. That's why we recommend Aspen Environmental fuel.



COBRA™ FAMILY

HOW: Grab and go!
WHY: You don't need an external power supply
WHAT: A high performance petrol-driven two-stroke engine for drilling* and breaking
WHO: Railroad and telecommunication workers, rescue and military personnel

WHERE: Places where you can't bring a compressor, generator, hoses and cables
WHEN: Time is short, space is limited and there are logistical challenges

*Only Cobra™ Combi

A COBRA™ TRAVELS WELL

When it comes to applications, few machines beat the Cobra™. Thanks to its no-nonsense technology you can trust it to perform anywhere.

Pneumatic, hydraulic and electric power sources all have their advantages. But all have one thing in common: the need for an external power source. In some cases that means hampered efficiency, because there simply is no space for a power source. Crowded work sites rarely permit the use of a compressor, power pack or a generator.

One of the central application areas for the Cobra™ is railway work. Heavy cargo trains transfer the load to the ballast under the railway ties.

When they move the railway sleepers up and down, they push the ballast away. To prevent accidents, railways require tie tamping to push the ballast back underneath the ties. Mechanical tamping works best on long railway distances. But that requires a carrier and there is little room for mechanical tamping in switchyards and central stations. With a Cobra™ you get safe and easy access in a crowded yard. It's especially important when the time frame is limited due to frequently running trains.

As a bonus, the Cobra™ provides exactly the right amount of power for efficient ballast breaking. Telecommunications work puts the same demands of flexibility on your gear. You must be able to move light in different kinds of terrain and different situations. A Cobra™ can be carried to sites that are impossible to reach with other solutions. Think landslides, earthquakes and all other types of major disaster areas. That's when you need the Cobra™.

Cobra™ petrol breakers		PROe	PROe	TTe	TTe
Weight	kg	23	24	23	24
Length	mm	877	927	877	927
Depth	mm	331	331	331	331
Width across handles	mm	611	611	611	611
Impact energy	Joules	60	60	40	40
Blow frequency	bpm	1,440	1,440	1,620	1,620

Engine

Engine type	-	1 cylinder, 2-stroke			
Cylinder displacement	cc	90	90	90	90
Power	kW	2	2	1.5	1.5
Cooling system		Fan cooled			
Starter system		Recoil starter			
Fuel type	-	Alkylat or 90–100 octane unleaded petrol			
Fuel capacity	l	1.0	1.0	1.0	1.0
Fuel mixture	%	2	2	2	2
Fuel consumption	l/hour	0.8	0.8	0.8	0.8
Oil type (Atlas Copco)		2-stroke oil or similar			
Alkylate		Yes	Yes	Yes	Yes

Vibration & sound

Vibration level 3 axes (ISO 28927-10)	m/s ²	3.8	3.8	3.8	3.8
Sound power level guaranteed (2000/14/EC)	L _w , dB(A)	109	109	109	109
Sound pressure level (ISO 11203)	L _p , r=1m, dB(A)	96	96	96	96

Full dimension details are available in the product's Safety and Operating Instructions (Part number: 9800 1629 01). Available at www.acprintshop.com

Model	Shank size (H)	Part number
Cobra™ PROe	32x160 mm	8318 0701 01
	32x152 mm	8318 0701 03
	28x160 mm	8318 0701 05
	28x152 mm	8318 0701 07
	25x108 mm	8318 0701 09
Cobra™ TTe	32x160 mm	8318 0701 11
	32x152 mm	8318 0701 13
	28x160 mm	8318 0701 15
	28x152 mm	8318 0701 17
Cobra™ TTe, AWD	25x108 mm	8318 0701 19
	32x160 mm	8318 0701 21

Scope of delivery	PROe	TTe
Starter rope	●	●
Ignition plug	●	●
Gauge	●	●
Two stroke oil	●	●

Accessories	Size	Part number
Fuel can	5 L	9234 0008 97
Carrying harness	-	9238 2814 10
Guide roller	-	9234 0009 38
2-stroke oil	1 L	9238 2743 50
Trolley	-	9234 0006 54
Transport box PROe/TTe	-	9234 0009 91

Cobra™ Work anywhere

Easy starters

Both PROe and TTe have decompression valves and electric ignition. It makes them easy to start in all weathers.

More power

New no-nonsense technology has improved the power to weight ratio.

Easy transportation

Weighing in at just 24 kg the Cobra™ is easy to carry around and to fit in a car trunk.

New design

The new Cobra™ PROe is more powerful and more silent than ever before.

**GREAT
ERGONOMICS**

We take care

The HAPS system (Hand Arm Protection System) makes the Cobra™ unique. It lets you do heavy duty work more than two times longer compared to other petrol driven breaker models.

H.A.P.S
HAND AND ARM PROTECTION SYSTEM

The long and the short

The Cobra™ PROe comes in two different lengths.

COBRA™ PROe

Railway specialist

The Cobra™ TTe delivers just the right amount of power for tie tamping.

Work smarter

Just like the PROe is equipped with HAPS for safer and more efficient work.

Two sizes

When working in hazardous areas, like a switchyard, two different sizes to choose from will come in handy.

Air filter

The high capacity air filter in Cobra™ PROe and Cobra™ TTe gives a longer lifetime. The filter is easy to access for fast servicing.

Easy oil check

Your machine has a natural oil consumption. We have made it easy for you to check and make sure oil levels are optimal.

COBRA™ TTe





GET THE JOB DONE **FASTER**

The new Cobra™ PROe is even better with more power, less noise and in two sizes. And its low vibration values will make you truly efficient.

The Cobra™ PROe breaker is the heavy hitter in the range. Clocking up an incredible 60 joules at the tool tip, it delivers enough impact energy to handle silica rich rocks and reinforced concrete. In fact, it offers the same power to weight ratio as many pneumatic or hydraulic breakers, but without being tied down to a power source or hoses. And be sure to compare vibration levels when you choose your next breaker. Low values mean you can work longer hours without exposing yourself to harmful vibration.

The Cobra™ PROe has hand-arm vibration value of four m/s^2 . That means you can work for more than three hours and still be well within the safest margins. Less vibration goes hand in hand with efficiency. And the Cobra™ PROe breaker helps you get the job done faster. This is due to a combination of high percussive energy and high blow frequency. With an extensive range of tools, you can use the Cobra™ PROe for everything from cutting and breaking, to driving and compacting.



COBRA™
PROe



Easy is safe

If we had to choose one word to describe the Cobra™, it would be easy. It's easy to start, set up and move around. The decompression shown above is especially important when you are starting the machine.

BREAK CONCRETE CUT ASPHALT DIG DRIVING: POSTS, FENCES, RODS, SPIKES TAMP/COMPACT SOIL TAMP BALLAST/TIES



ON YOUR FEET

Working at a crowded central station or rail yard means you have to be on your feet. Get in, get it done, get out.

The Cobra™ TTe is optimized for railway applications and especially designed for tie tamping. It works at the relatively high frequency of 1,620 blows/min. Its impact energy is high enough to push the ballast back under the ties and low enough to prevent pulverization of ballast.

The petrol-driven breaker is ideal for tie tamping in more ways. You don't have to worry about compressors, hoses or cables, which makes it easy and safe to move around in rail yards and other high-risk environments with constant heavy traffic. It weighs 24 kg, which means a single operator can carry it on and off the

tracks. It's a win-win, both for you and train logistics. By allowing for fast interventions, the Cobra™ TTe reduces the need for closing tracks. The low vibration levels of the Cobra™ TTe mean better quality and safer work. Vibration levels are kept low thanks to a patented vibro-dampening system that consists of leaf springs instead of the usual rubber bushings or spiral springs.



Audio Warning Device – AWD

Cobra™ TTe AWD is compatible with AWD systems. An AWD system is designed to set off a siren and stop all breakers connected to the system when the lookout releases a switch on the approach of a train.

THE KING OF MULTI-PURPOSE

Split rocks, break concrete, drive posts, tamp and drill. The Combi is the king of multi-purpose.

Cobra™ Combi is a great breaker aimed at lighter materials. Impact rate is higher and impact energy is lower compared to its brothers. And when you combine high impact rate and lower impact energy with rotation, you get a very powerful drill. This multi-purpose machine can drill up to 30 cm per minute in solid granite and to depths of up to

two metres, thanks to its built-in air-flushing device.

The Cobra™ Combi is great for those light service jobs or working in remote locations. It comes with its own carrying case, which fits easily into the trunk of a car. And with a range of many different working tools, you can use the Cobra™ Combi for everything from breaking

and drilling, to cutting, driving and compacting.

So whether you need to just break a small patch of concrete or split a rock, you can get the job finished with a petrol-driven machine in the same time that it takes to set up a compressor and hoses.

Cobra™ petrol breakers		Combi
Weight	kg	25
Length	mm	732
Depth	mm	281
Width across handles	mm	585
Impact energy	Joules	22-25
Blow frequency	bpm	2,700
Penetration rate w 34 mm drill bit	mm/min	200-300
Max drilling depth	m	2
Drill rotation speed	rpm	250

Engine

Engine type	-	1 cylinder, 2-stroke
Cylinder displacement	cc	185
Power	kW	2
Cooling system		Fan cooled
Starter system		Magnapull
Fuel type	-	Petrol, 90-100 octane unleaded
Fuel capacity	l	1.2
Fuel mixture	%	2
Fuel consumption	l/hour	1.3-1.5
Oil type (Atlas Copco)		2-stroke oil or similar
Alkylate		No

Vibration & sound

Vibration level 3 axes (ISO 28927-10)	m/s ²	5.8 (breaking), 9.3 (drilling)
Sound power level guaranteed (2000/14/EC)	Lw, dB(A)	108
Sound pressure level (ISO 11203)	Lp, r=1m, dB(A)	95

Full dimension details are available in the product's Safety and Operating Instructions (Part number: 9800 0955 90). Available at www.acprintshop.com

Model	Shank size (H)	Part number
Cobra™ Combi	22x108 mm	8318 0800 08
Cobra™ Combi USA	22x108 mm	8318 0800 10

Scope of delivery	Combi
Starter rope	●
Ignition plug	●
Gauge	●
Two stroke oil	●



On delivery

Cobra™ Combi is delivered in a strong plywood box including one drill steel, chisel, fuel can and a service bag with cleaning tools and service tools for daily operator maintenance. Cobra™ Combi USA version excluding fuel can.

BREAK CONCRETE DRILL CUT ASPHALT DIG SPLIT ROCKS DRIVING: POSTS, FENCES, RODS, SPIKES TAMP/COMPACT SOIL TAMP BALLAST/TIES

Cobra™ Combi



COBRA™ COMBI



Starts anytime
With an electronic ignition, redesigned tank cap and choke, the Combi is simple to start in any weather.

We take care
The HAPS system (Hand Arm Protection System) makes the Cobra™ unique. It lets you do heavy duty work more than two times longer compared to other petrol driven breaker models.

GREAT
ERGONOMICS

H.A.P.S
HAND AND ARM PROTECTION SYSTEM

Start drilling
Move the function selector down for drilling. That engages rotation and air flushing.

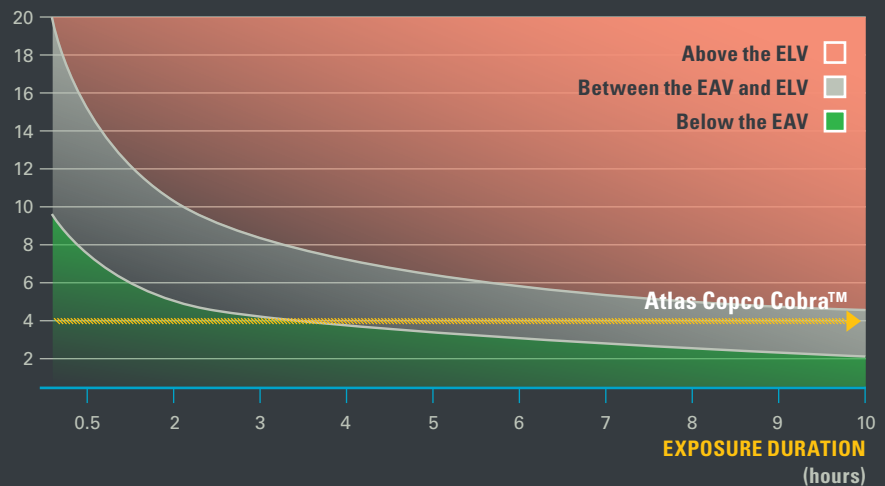
Speed and impact
Add rotation to higher impact rate and less impact energy and you get an allround breaker with excellent drilling capacity.

10 SIMPLE WAYS TO REDUCE VIBRATION

- Use HAPS-enabled machines
- Use the right machine for the right job
- Use the proper machine maintenance
- Keep tools sharp
- Let go of the trigger while extracting the tool from the broken surface
- Switch work tasks
- Take regular breaks
- Don't grip the machine too hard
- Keep hands warm and dry
- Massage your fingers during breaks

RELATION BETWEEN VIBRATION AND EXPOSURE LEVEL

VIBRATION MAGNITUDE
(m/s²)



■ The Exposure Limit Value (ELV) is 5 m/s²
The red area = immediate action to stop

■ The Exposure Action Value (EAV) is 2.5 m/s²
The grey area = establish an action plan

Cobra™ Combi

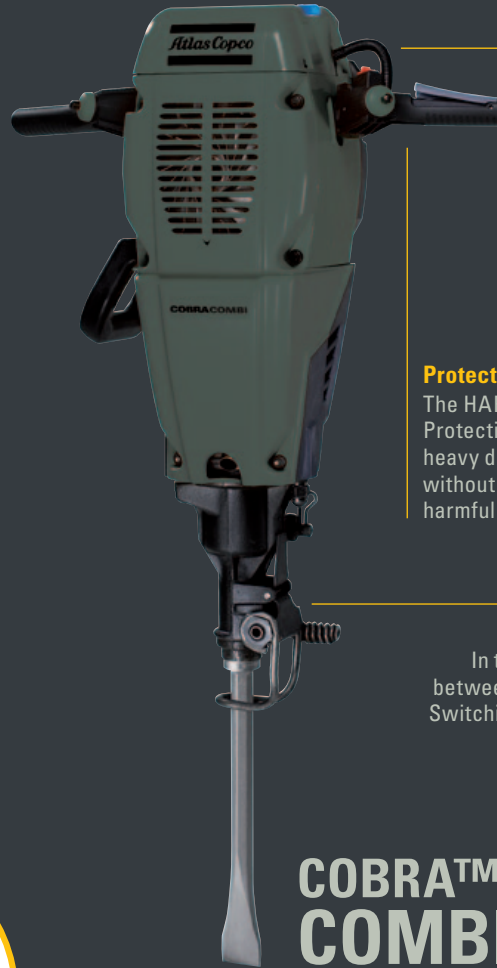
WHEN SAVING LIVES IS YOUR BUSINESS

Rescue teams around the world use the Cobra™ Combi for two reasons. The machine travels well and it can do almost anything.

Military and rescue personnel many times face similar needs and challenges: quick regroupings, life and death situations and lack of reliable infrastructure.

The Cobra™ breakers help you meet those challenges. They are grab-and-go machines, easy to start up with virtually no set-up time.

In an emergency, saving cargo space is important. The Cobra™ fits in the trunk of a car, thus saving space for other material. The military and rescue versions of Cobra™ breakers have the same low vibration values and emissions as the civilian versions.



No worries

When a life hangs on your performance in the field, short set up time is a success factor. You'll have no worries with the Cobra.

Protect yourself

The HAPS system (Hand Arm Protection System) lets you do heavy duty work for many hours without exposing yourself to harmful vibrations.

Speed for safety

In the field you need to switch between tasks without downtime. Switching from breaking to drilling is a matter of seconds.

COBRA™ COMBI

Function selector

Move the selector downwards for drilling. This will engage rotation and air flushing. For breaking, just move it upwards.



Multi-purpose saves lives

With the Cobra™ Combi you can drill up to 30 cm per minute, you can break concrete and asphalt. In the long run multi-purpose means more lives saved.

Never mind the cables

Compressors, hoses or cables never get in the way when you're working with a Cobra™, because they're not there at all.

Carry on Cobra™

It only takes one person to carry a Cobra™, either in the handle or in the specially designed harness. Strap it on your back and go where you're needed the most.

TOOLS FOR EVERY JOB - COBRA™ PETROL BREAKERS

Cobra™ PROe, TTe

Shank H 28 x 160 mm	Working length	Tip width	Weight	Part number
	mm	mm	kg	
Moil point	380	-	2.8	3083 3271 00
	450	-	3.3	3083 3272 00
	1,000	-	6.3	3083 3273 00
Narrow chisel	380	-	2.8	3083 3274 00
	450	-	3.3	3083 3275 00
	1,000	-	6.3	3083 3276 00
Wide chisel	380	75	3.1	3083 3277 00
Asphalt cutter	300	115	3.6	3083 3278 00
Digging chisel	380	75	4.0	3083 3279 00
Digging spade	380	125	4.7	3083 3280 00
Clay spade	380	140	5.4	3083 3281 00
Wedge chisel	400	40	3.9	3083 3282 00
Tie tamper	400	100	4.3	3083 3319 00
Spiking tool	195	-	4.6	9245 2826 81
Shaft for tamping pad	230	-	2.8	3083 3283 01
Tamping pad, round	-	180	7.2	3083 3301 00
Tamping pad, square	-	150	8.3	3083 3302 00
	-	200	8.5	3083 3197 00
	-	200	8.5	3083 3197 00
Driver, blank	-	80	3.5	9245 2827 10
Driver pad	-	120	-	3376 1120 79
	-	150	-	3376 1120 77

Cobra™ PROe, TTe

Shank H 32 x 160 mm	Working length	Tip width	Weight	Part number
	mm	mm	kg	
Moil point	380	-	3.5	3083 3205 00
	450	-	4.0	3083 3206 00
	1,000	-	7.6	3083 3207 00
Narrow chisel	380	-	3.5	3083 3208 00
	450	-	4.0	3083 3209 00
	1,000	-	7.6	3083 3210 00
Wide chisel	380	75	3.7	3083 3211 00
Asphalt cutter	300	115	3.8	3083 3212 00
Digging chisel	380	75	4.4	3083 3213 00
Digging spade	380	125	5.1	3083 3214 00
Clay spade	380	140	5.4	3083 3215 00
Wedge chisel	400	40	4.1	3083 3216 00
Tie tamper	400	100	4.9	3083 3217 00
	580	100	6.2	3083 3217 10
Spiking tool	195	-	4.6	9245 2826 81
Shaft for tamping pad	230	-	3.2	3083 3218 01
Tamping pad, round	-	180	7.2	3083 3301 00
Tamping pad, square	-	150	8.3	3083 3302 00
	-	200	8.5	3083 3197 00
	-	200	8.5	3083 3197 00
Driver, blank	-	80	3.5	9245 2827 10
Driver pad	-	120	-	3376 1120 79
	-	150	-	3376 1120 77

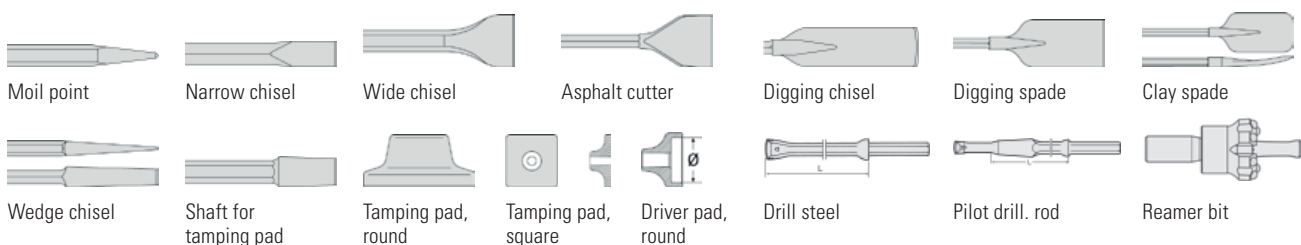
Cobra™ PROe, TTe

Shank H 25 x 108 mm	Working length	Tip width	Weight	Part number
	mm	mm	kg	
Moil point	380	-	-	3083 3253 00
Narrow chisel	380	-	-	3083 3254 00
Wide chisel	380	75	-	3083 3255 00
Asphalt cutter	380	125	-	3083 3256 50
Digging chisel	430	125	-	3083 3256 00
Digging spade	380	75	-	3083 3257 00
Clay spade	380	120	-	3083 3033 00
Frost wedge	380	35	-	3083 3258 00
Tie tamper	380	100	-	3083 3258 50
Shaft for tamping pad	280	-	-	3083 3259 00
Tamping pad, round	-	100	-	3083 3252 10
Tamping pad, square	-	40	-	3083 3239 00
Posthole pad	-	175	-	9245 2822 30
Driver pad	-	175	-	9245 2817 90

Cobra™ Combi

Shank H 22 x 108 mm	Working length	Tip width	Weight	Part number
	mm	mm	kg	
Drill steel	1,200	32	4.3	9050 3755
	800	33	3.1	9050 4245
	400	34	1.8	9050 3769
Reamer bit	-	76	1.2	9051 0460
Pilot drill. rod	800	26	3.3	9000 0296
	390	90	3.0	3083 3237 00
Tie tamper	460	90	3.3	9245 2823 30
	550	90	3.9	9245 2822 40
	350	-	1.5	3083 3228 00
Moil point	480	-	2.0	3083 3229 00
	240	45	1.2	3083 3231 00
Narrow chisel	340	45	1.4	3083 3230 00
	450	45	2.0	3083 4071 00
	380	75	2.6	3083 3232 00
Wide chisel	450	75	3.1	3083 4072 00
	350	125	3.0	9245 2812 90
Asphalt cutter	280	75	2.7	3083 3233 00
Digging chisel	330	120	3.2	3083 3234 00
Wedge set, 29 mm	-	29	1.5	9245 2813 81
Wedge set, 34 mm	-	34	2.1	9245 2813 51
Wedge hammer	195	Ø 42	2.0	3083 3241 00
Clay spade	350	125	3.4	3083 3235 00
Wedge chisel	380	35	2.8	3083 3236 00
Shaft for pad	185	-	1.3	3083 3238 00
Tamping pad, square	-	175	6.0	3083 3239 00
Driver, blank	195	Ø 55	2.5	9245 2822 80
Driver pad, round	-	Ø 100	2.5	9245 2817 90
Post hole driver	460	Ø 40	4.5	9245 2822 31

Use only authorized parts. Any damage or malfunction caused by the use of unauthorized parts is not covered by Warranty or Product Liability. More accessories can be found in the spare part lists: Cobra™ PROe 9800 1654 01, TTe 9800 1632 01, Combi 9800 0952 01



COMMITTED TO SUSTAINABLE PRODUCTIVITY

We stand by our responsibilities towards our customers,
towards the environment and the people around us.
We make performance stand the test of time.
This is what we call – Sustainable Productivity.

www.atlascopco.com

The Atlas Copco logo consists of the company name in a white, italicized serif font, centered between two horizontal white bars of equal length.

Atlas Copco